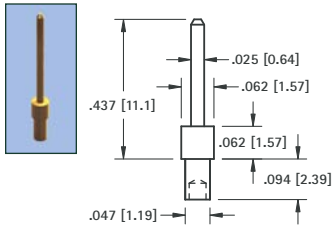


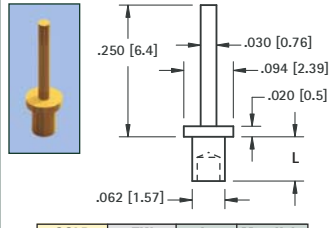
MICRO PINS

.025 (.64) PIN - SWAGE MOUNT



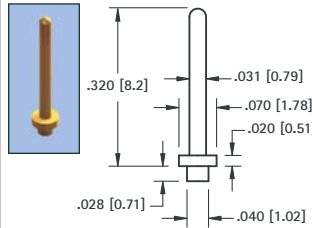
GOLD CAT. NO.	TIN CAT. NO.	Mtg. Hole Dia.
1370-2	1371-2	.052 (1.32)

.030 (.76) PIN - SWAGE MOUNT



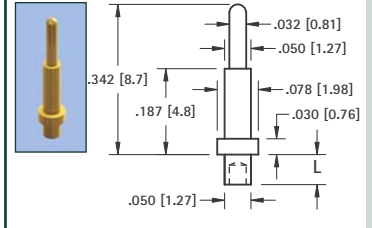
GOLD CAT. NO.	TIN CAT. NO.	L Length	Mtg. Hole Dia.
1374-1	1375-1	.051 (1.3)	.067 (1.70)
1374-2	1375-2	.082 (2.1)	
1374-3	1375-3	.113 (2.9)	

.031 (.79) PIN - SOLDER MOUNT



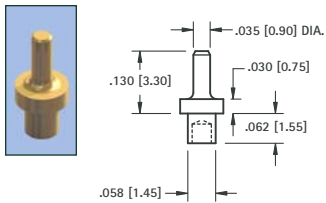
GOLD CAT. NO.	TIN CAT. NO.	Mtg. Hole Dia.
1352-1	1353-1	.043 (1.09)

.032 (.81) PIN - SWAGE MOUNT



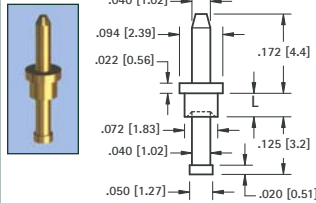
GOLD CAT. NO.	TIN CAT. NO.	L Length	Mtg. Hole Dia.
1354-1	1355-1	.051 (1.3)	.052
1354-2	1355-2	.082 (2.1)	(1.32)

.035 (.90) PIN - SWAGE MOUNT



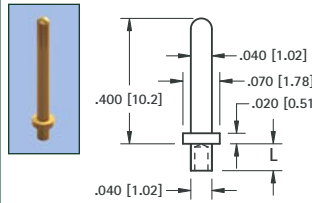
GOLD CAT. NO.	TIN CAT. NO.	Mtg. Hole Dia.
1380-1	1381-1	.062 (1.57)

.040 (1.0) PIN - SWAGE MOUNT



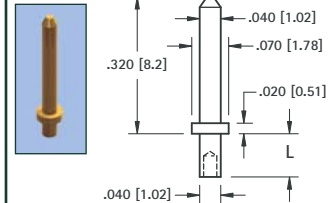
GOLD CAT. NO.	TIN CAT. NO.	L Length	Mtg. Hole Dia.
1356-1	1357-1	.051 (1.3)	.076 (1.93)
1356-2	1357-2	.082 (2.1)	
1356-3	1357-3	.113 (2.9)	

.040 (1.0) PIN - SWAGE MOUNT



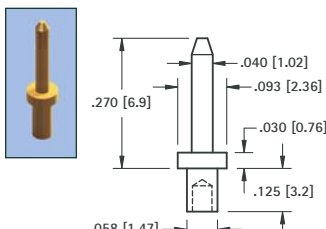
GOLD CAT. NO.	TIN CAT. NO.	L Length	Mtg. Hole Dia.
1358-1	1359-1	.051 (1.3)	.043
1358-2	1359-2	.082 (2.1)	(1.09)

.040 (1.0) PIN - SWAGE MOUNT



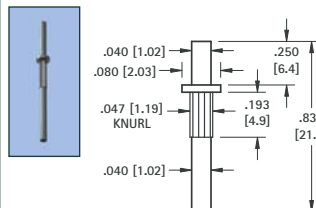
GOLD CAT. NO.	TIN CAT. NO.	L Length	Mtg. Hole Dia.
1405-1	1425-1	.051 (1.3)	.043 (1.09)
1405-2	1425-2	.082 (2.1)	
1405-3	1425-3	.113 (2.9)	

.040 (1.0) PIN - SWAGE MOUNT



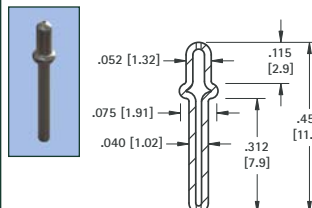
GOLD CAT. NO.	TIN CAT. NO.	Mtg. Hole Dia.
1402-3	1422-3	.062 (1.57)

.040 (1.0) KAY PIN - PRESS-FIT



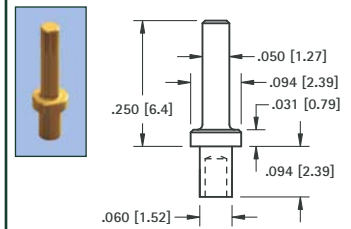
MATERIAL:
Solid Nickel Silver
CAT. NO. 1218
Mtg. Hole .043 (1.09) Dia.

.040 (1.0) HOLLOW PIN - SWAGE MOUNT



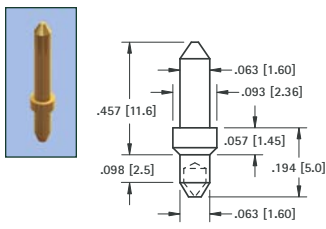
TIN CAT. NO.	Mtg. Hole Dia.
1219	.059 (1.50)

.050 (1.3) PIN - SWAGE MOUNT



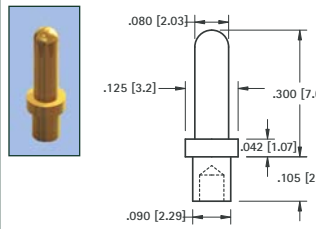
GOLD CAT. NO.	TIN CAT. NO.	Mtg. Hole Dia.
1360-2	1361-2	.064 (1.63)

.063 (1.6) PIN - SWAGE MOUNT



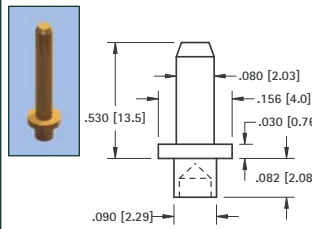
GOLD CAT. NO.	TIN CAT. NO.	Mtg. Hole Dia.
1362-2	1363-2	.067 (1.70)

.080 (2.0) PIN - SWAGE MOUNT



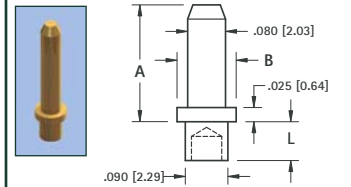
GOLD CAT. NO.	TIN CAT. NO.	Mtg. Hole Dia.
1376-2	1377-2	.094 (2.38)

.080 (2.0) PIN - SWAGE MOUNT



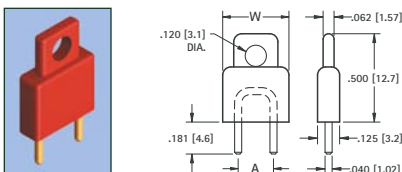
GOLD CAT. NO.	TIN CAT. NO.	Mtg. Hole Dia.
1364-2	1365-2	.094 (2.38)

.080 (2.0) PIN - SWAGE MOUNT



GOLD CAT. NO.	TIN CAT. NO.	A Dim.	B Dia.	L Length
1447-1	1455-1	.335 (8.5)	.156 (4.0)	.051 (1.3)
1447-2	1455-2	.400 (10.2)	.125 (3.2)	.094 (2.4)
1447-3	1455-3	.400 (10.2)	.125 (3.2)	.125 (3.2)
1447-4	1455-4	.400 (10.2)	.125 (3.2)	.156 (4.0)

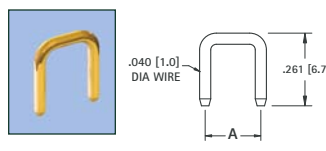
INSULATED SHORTING PLUG



BLUE CAT. NO.	RED CAT. NO.	BLACK CAT. NO.	A Dim.	W Dim.
1460L	1460R	1460B	.200 (5.1)	.375 (9.5)
1461L	1461R	1461B	.250 (6.4)	.375 (9.5)
1462L	1462R	1462B	.400 (10.2)	.620 (15.7)
1463L	1463R	1463B	.500 (12.7)	.620 (15.7)

MATERIAL:
Insulator: Polypropylene
Blue, Red or Black
Pin: Brass, Gold Plate

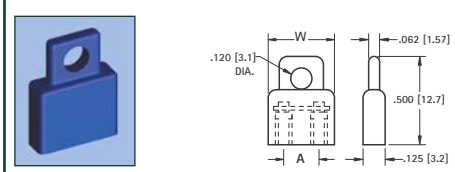
.040 (1.0) PINS



Non-insulated CAT. NO.	A Dim.
1430-1	.200 (5.1)
1430-2	.250 (6.4)
1430-4	.400 (10.2)
1430-5	.500 (12.7)

MATERIAL:
Pin: Brass, Gold Plate

SHORTING PIN



• For .040 (1.0) Pins

BLUE CAT. NO.	RED CAT. NO.	BLACK CAT. NO.	A Dim.	W Dim.
1487L	1487R	1487B	.200 (5.1)	.375 (9.5)
1400L	1400R	1400B	.400 (10.2)	.620 (15.7)

MATERIAL:
Insulator: Polypropylene
Blue, Red or Black
Spring: Beryllium Copper, Gold Plate